
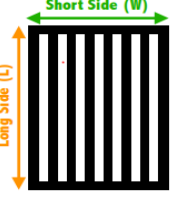
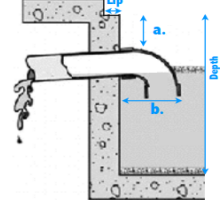


Company:	
Site Address:	
City/State/Zip:	
Site Contact:	
Contact Phone:	
Contact E-mail:	



- Square
- Rectangle
- Round
- Flat Bottom
- Square Belly
- Round Belly





Liners:

All w/Adsorb-It

All w/Screen

Varies, See Notes

All with Test Ports

Abbreviations: L = Length, W=Width, FB = Flat Bottom Grate, SB = Square Belly Grate, RB = Round Belly Grate, a = obstacle's distance down, b = obstacle's distance out

Catch Basin ID	Location	Catch Basin Grate			Catch Basin Inside				Obstacles			Notes
		Type	L (in)	W (in)	Lip (in)	L (in)	W (in)	Depth (in)	(Yes/No)	(a) in	(b) in	